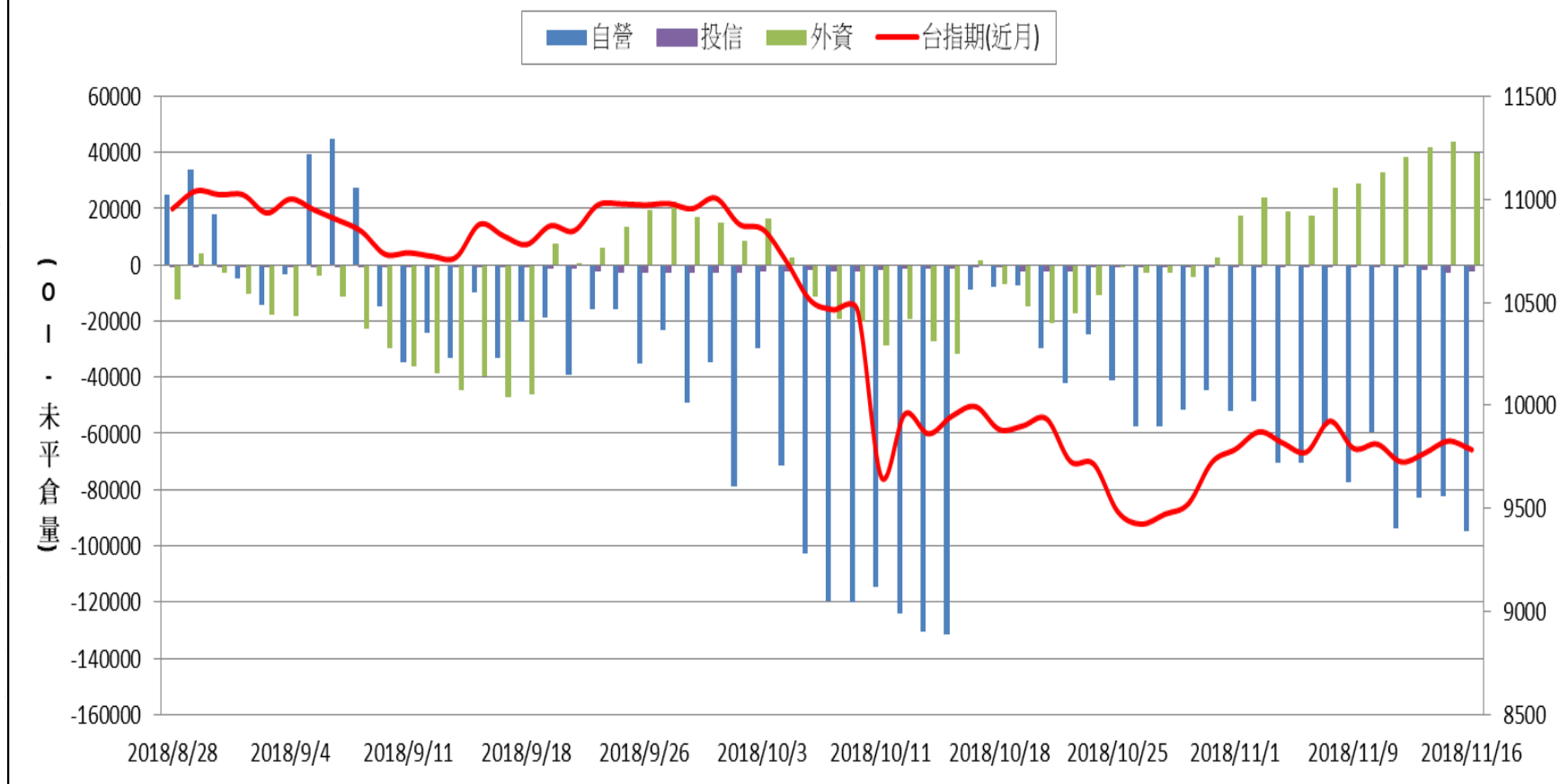
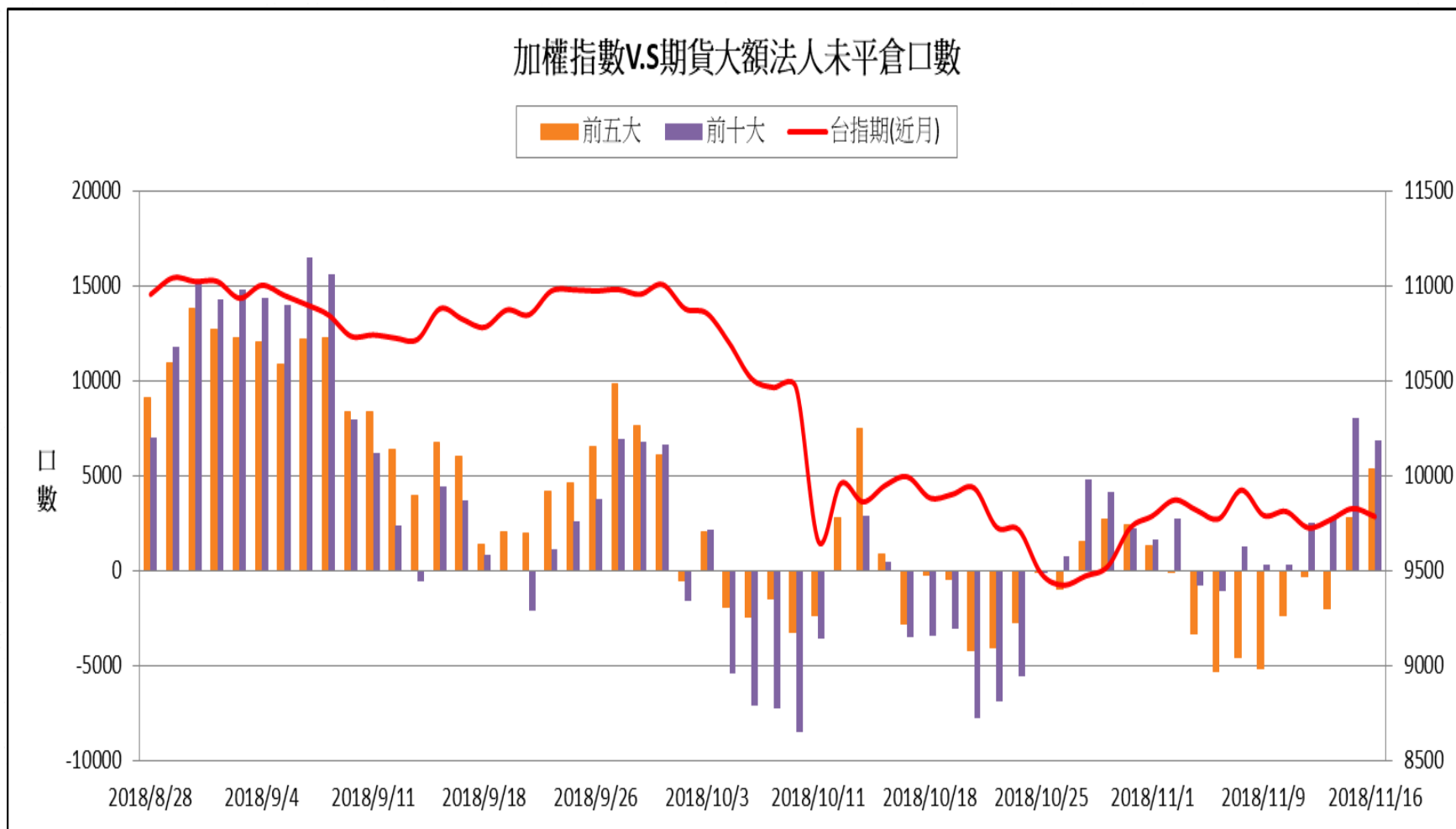
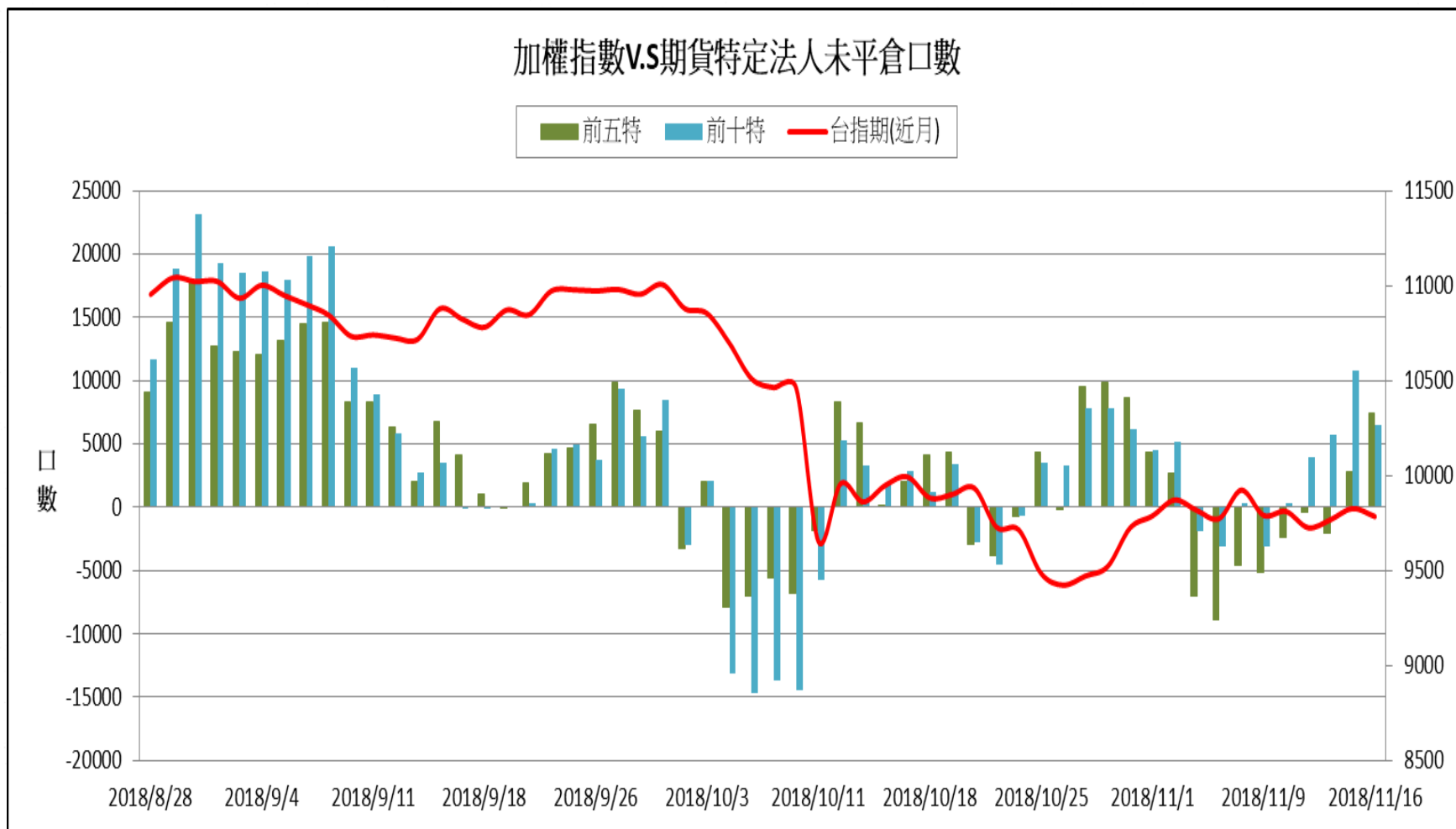


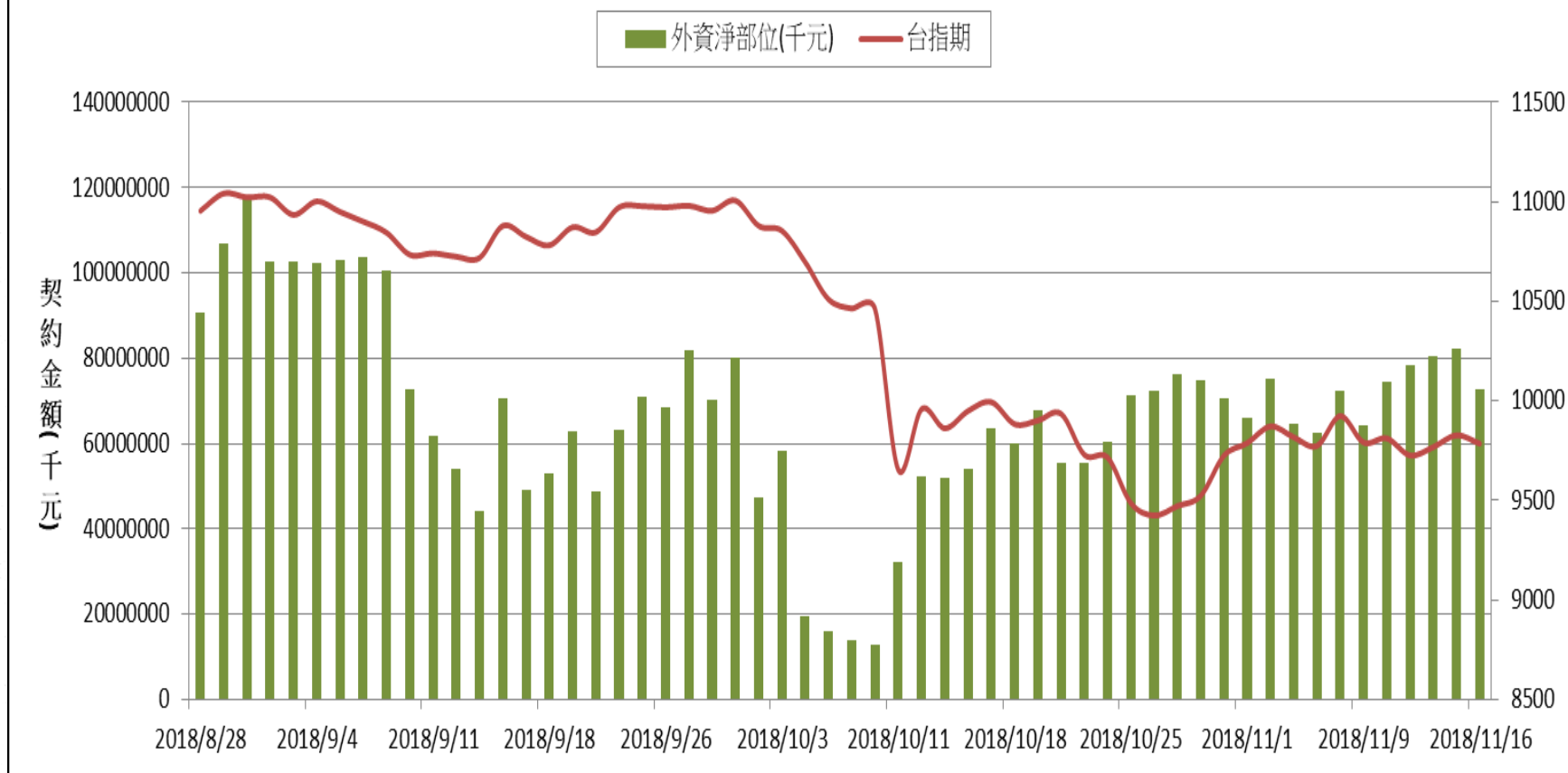
選擇權三大法人未平倉口數 V.S 台指期(近月)

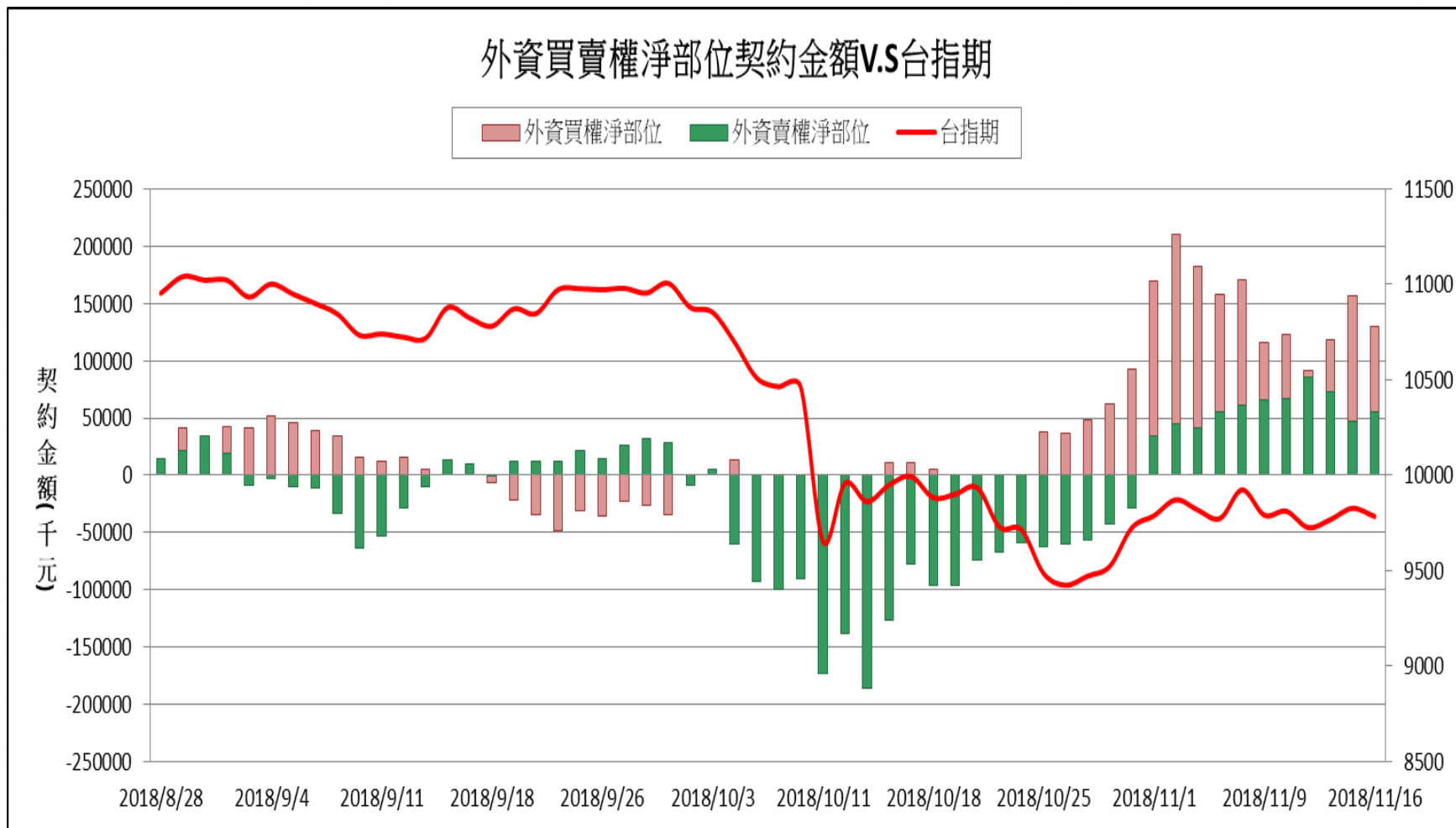


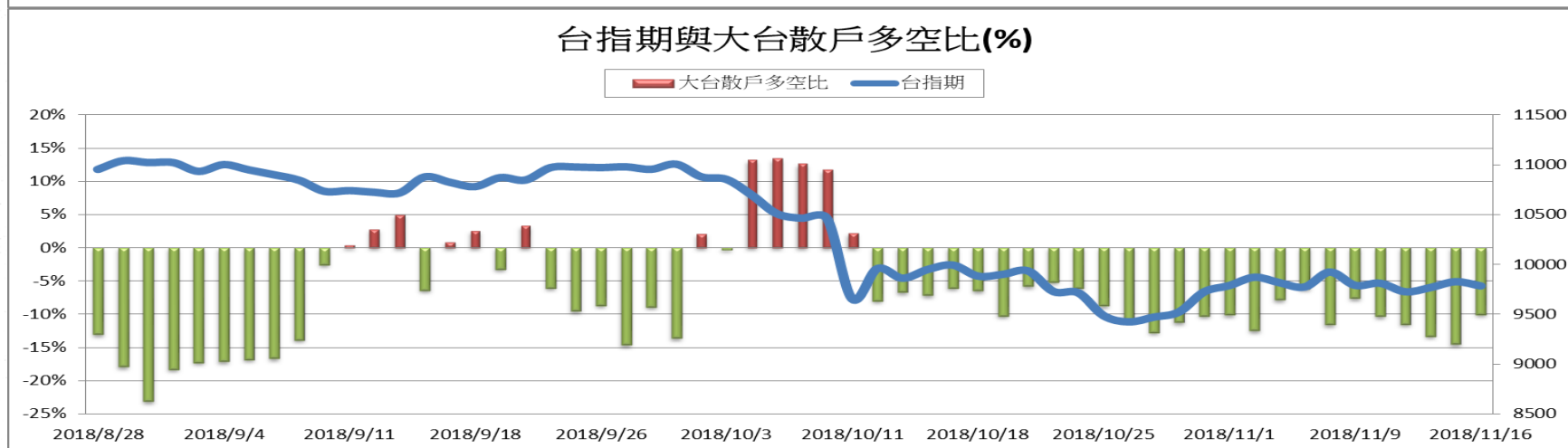
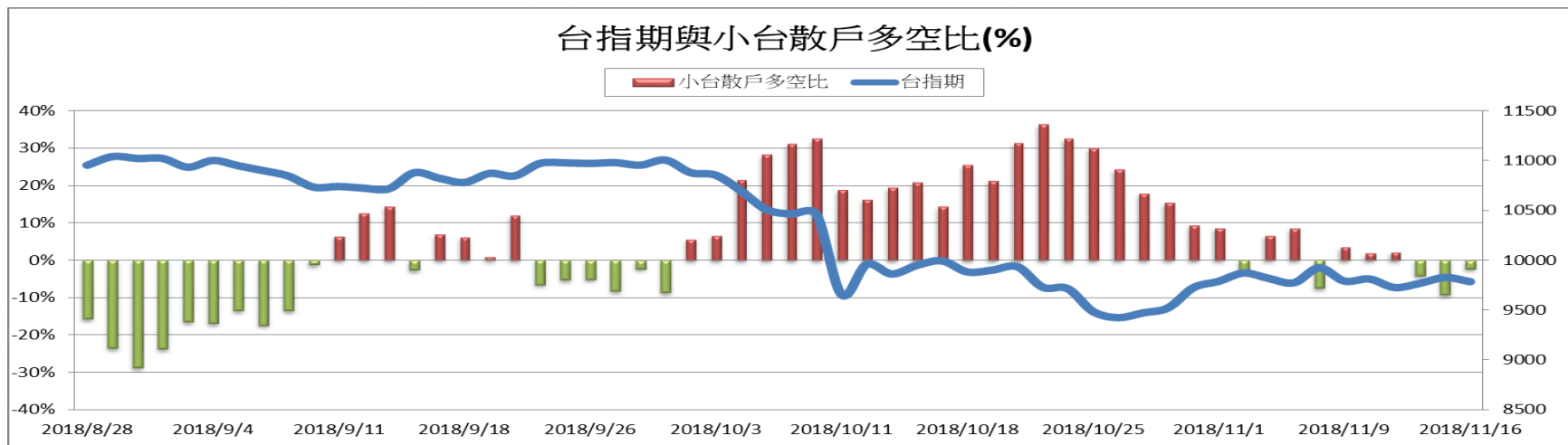




外資台指期與選擇權淨部位契約金額V.S台指期







買 權			201811	賣 權		
Vol	OI變化	OI	履約價	OI	OI變化	Vol
0	0	2	8000		9944 (+1012)	1103
0	0	0	8100		3639 (+104)	124
0	0	20	8200		4926 (+12)	195
0	0	31	8300		8650 (+1056)	1784
0	0	5	8400		4163 (-167)	923
0	0	5	8500		5850 (+1262)	1798
0	0	376	8600		4418 (+156)	342
1	0	217	8700		5288 (-408)	700
0	0	458	8800		11095 (+309)	2164
0	0	330	8900		7753 (-250)	2245
0	0	346	9000		21809 (-645)	3108
0	0	398	9100		14022 (+1663)	4842
6	(-1)	597	9200		12979 (-2067)	9838
45	0	878	9300		16525 (-568)	8765
69	(-10)	1932	9400		22129 (+3033)	15879
340	(-24)	4186	9500		19241 (+1091)	19223
97	(+42)	157	9550		7809 (+1613)	9813
1054	(-238)	5180	9600		15941 (+1672)	23121
768	(+55)	508	9650		8902 (+1904)	18264
7357	(-511)	6273	9700		16483 (-439)	40348
14562	(-363)	3476	9750		7186 (+38)	31470
37714	(+1402)	20050	9800		19016 (+966)	38991
37496	(+3099)	7797	9850		4070 (+1567)	19519
64006	(+2638)	22308	9900		10144 (+1121)	15149
40479	(+4562)	9895	9950		908 (+351)	4841
52284	(+5698)	30158	10000		3732 (-353)	3632
22692	(+4268)	13356	10050		197 (+75)	653
19570	(-357)	20881	10100		2176 (-27)	436
10760	(+348)	19725	10200		1488 (-9)	56
4721	(+1121)	16395	10300		3420 0	48
1486	(-264)	13497	10400		1764 (-2)	3
641	(-96)	13572	10500		5174 0	1
303	(-18)	14040	10600		1424 (-1)	6
797	(+719)	8016	10700		1307 (+2)	7
318	(-62)	14708	10800		1611 (-2)	3
55	(-18)	4515	10900		261 0	2
113	(+49)	6253	11000		170 (-12)	13
56	(+1)	2990	11100		108 0	0
151	(+63)	3520	11200		66 0	0
21	(+16)	3836	11300		81 0	0
30	0	2739	11400		65 0	0
0	0	1722	11500		36 0	0
32	(+32)	2216	11600		0 0	0
0	0	2359	11700		1 0	0
7	0	2083	11800		4 0	0
0	0	863	11900		3 0	0
0	0	1668	12000		1 0	0
1	0	906	12100		5 0	1
0	0	439	12200		0 0	0
0	0	526	12300		0 0	0
0	0	344	12400		3 0	0
0	0	199	12500		0 0	0
0	0	737	12600		0 0	0
0	0	669	12700		0 0	0
0	0	737	12800		0 0	0